




# H10 Double-Column Machining Center

## Exceptional Accuracy + Outstanding Surface Finishes

- World-class performance for die/mold, aerospace, and other high speed applications
  - Extremely rigid and thermally stable double-column design
  - Designed for parts that require outstanding speed and accuracy, and unparalleled surface finish
  - Close proximity of spindle to bridge casting reduces overhang
  - Ladder design of bridge provides greater support for the head casting
  - Integrated washdown and chip management system
  - Swiveling control panel for optimal floor space utilization
  - Extra-wide door openings, for easier loading and unloading
  - Large windows, for optimal visibility
  - Robust, precision machined castings
  - Hand-scraped contact areas
  - Roller-type rails on all axes for added rigidity
  - Direct-coupled ballscrews, for increased accuracy
  - Absolute encoders for fast start-up
  - Inline high-speed spindles
  - FANUC® 31i-MB Series Control
  - 40.16 x 27.56 x 19.69 in travels
  - 1,259 ipm (32 m/minute) X, Y, and Z rapids
  - 787 ipm (20 m/minute) X, Y and Z feed rates
  - 30-station swing-arm ATC
  - 15,000 RPM inline direct-drive spindle
  - 24.8 hp (18.5 kW) spindle
  - 40 taper
  - 41.3 x 27.6 in (1,050 x 700 mm) table, 1,760 lbs (800 kg) capacity
  - 87.8 in (2,230 mm) door opening. (front + right side)
  - Linear scales for repeatability and accuracy
  - Weighs an impressive 20,020 lbs (9,100 kg)
- 
- Responsive factory trained service and support

**List Price: \$171,500 Reduced Price \$141,500**

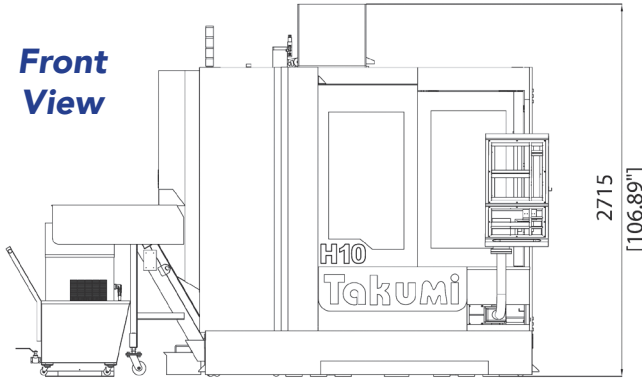
### Standard Accessories:

- FANUC® 31i-MB Series Control
- Linear Scales
- 15,000 RPM, Big Plus® CAT 40, inline spindle
- Coolant washdown system
- Programmable airblow machining
- Spindle chiller
- Full enclosure
- Coolant through Spindle (CTS) 30 Bar
- Oil Skimmer
- Work-light
- 3-light indicator lamp
- Wash-down gun and air gun
- Chip auger
- Manual pulse generator (MPG)
- 1 GB Dataserver
- Air conditioner
- Toolbox
- Leveling bolts and pads
- Operator manuals

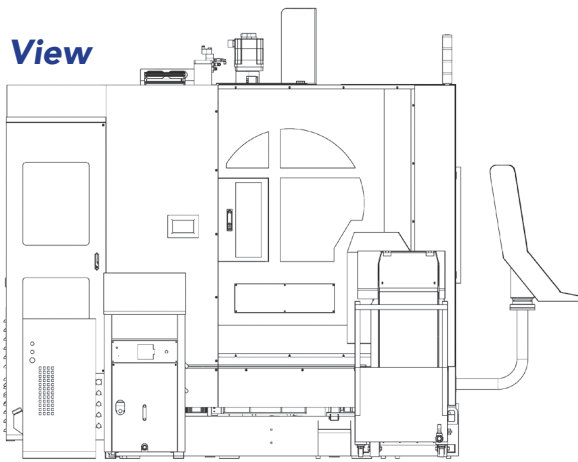


77 Accord Park Drive Norwell, MA 02061  
sales@brooksmachinery.com

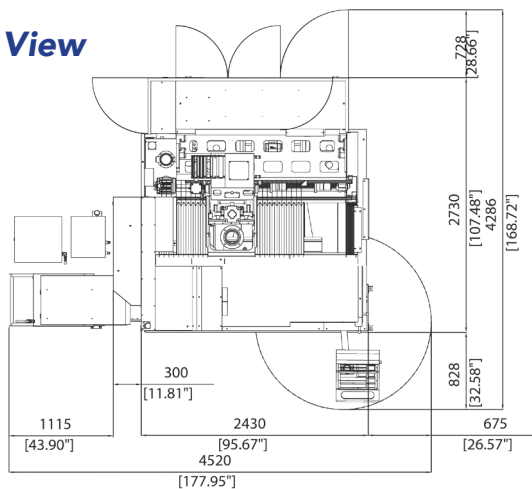
**Front View**



**Side View**



**Top View**



## SPECIFICATIONS

### - Travel -

X-Axis .....	40.16 in / 1,020 mm
Y-Axis .....	27.56 in / 700 mm
Z-Axis .....	19.69 in / 500 mm
Distance from Spindle Nose .....	7.09 ~ 26.77 in /
to Table .....	180 ~ 680 mm
Distance between Columns.....	42.5 in / 1,080 mm

### - Table -

Dimensions .....	41.3 x 27.6 in /
	1,050 x 700 mm
Max. Load .....	1,760 lbs / 800 kg
T-slot (width x pitch x number) ...	18 x 125 x 6

### - Spindle -

Type .....	Direct Drive
Spindle Speed .....	15,000 rpm
Spindle Torque Peak .....	105.5 ft/lb / 143.04 nm
Motor Power (cont./30 min) .....	20.1/24.8 HP / 15/ kW
Coolant Tool Spindle.....	30 bar / 435.11 psi
Spindle Taper.....	Big Plus® CAT 40

### - Feed Rate -

Rapid Traverse (X/Y/Z) .....	1,259 x 1,259 x 1,259 ipm /
	32 x 32 x 32 m/min
Cutting Feed Rate .....	0.04 ~ 787 ipm /
	1 ~ 20,000 mm/min
Power (X/Y/Z) .....	4.5kw/4.5kw/4.5kw

### - ATC & Magazine -

ATC Type .....	Swing-Arm
Magazine Capacity .....	30 tools
Maximum Tool Diameter	
(next pocket empty).....	2.9" / 5.8" / 73.6/148 mm
Maximum Tool Length.....	11.8 in / 300 mm
Maximum Tool Weight .....	15.4 lbs / 7 kg
Tool Shank .....	Big Plus® CAT 40

### - Space & System Requirements -

Pneumatic Pressure .....	5 CFM @ 85-115 psi /
	0.14m <sup>3</sup> /min. @ 6-8 bar
Electrical Power Consumption....	50 KVA
Machine Net Weight.....	20,020 lbs / 9,100 kg
Maximum Floor Space.....	177.95 x 168.74 x 120.01 in
(W x L x H)	/ 4,520 x 4,286 x 3,050 mm