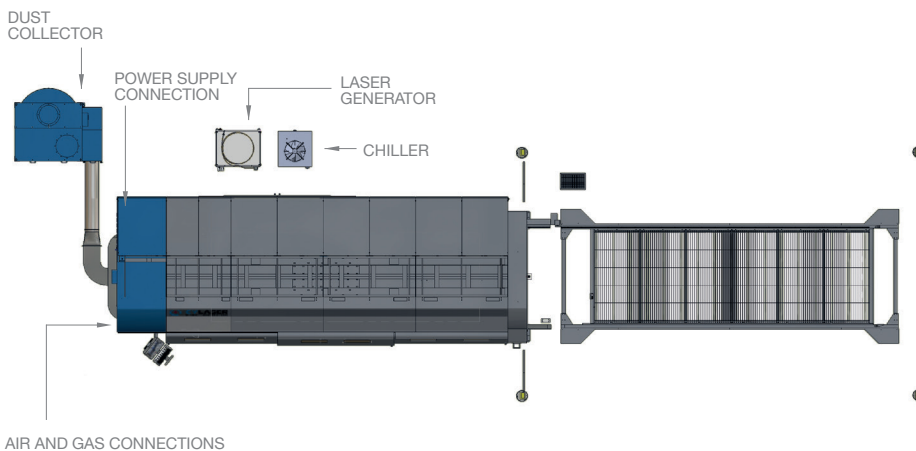
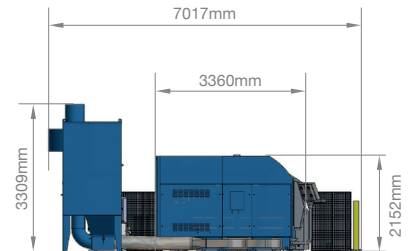
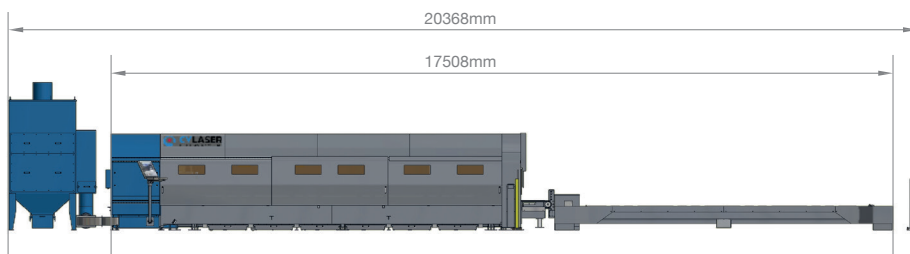


FIBER LASER SYSTEM

CY2D L6020



DIMENSIONS



CY2D L6020

- > No repositioning, maximum cutting precision on large pieces
- > Horizontal stock, possibility to process more plates on a single pallet
- > Absolute precision and mechanical stability thanks to the "airplane" structure
- > EVO III, the most advanced cutting head in the fiber laser industry

CY2D LASER SOURCE AND CAPABILITIES CHART

Generator Model		20K	30K	40K	50K	60K	80K	100K
Nominal Power	kW	2	3	4	5	6	8	10
Power Requirement	kW	6	9	12	15	18	24	30
Total installation (*)	kW	22	27	30	33	36	42	48
Frequency	nm	1074	1074	1074	1074	1074	1074	1074
Maximum Cutting Capabilities								
Carbon Steel	mm	15	20	25	25	25	25	25
Stainless Steel	mm	6	12	15	18	20	20	20
Aluminum Alloys	mm	6	12	15	18	20	20	20
Brass	mm	4	6	8	10	12	12	12

CY2D L6020

Working Area		
X Axis Travel	mm	6100
Y Axis Travel	mm	2030
Z Axis Travel	mm	120
Max Loading Capacity on each table	kg	2400
Table change time	sec	55
AXES KINEMATIC		
Minimum and maximum cutting speed	mm/min.	150/50.000
Positioning Speed (X and Y axes)	mm/min.	110.000
Interpolated Positioning Speed	mm/min.	155.000
Acceleration	mm/sec ²	8000
PRECISION		
Repeatability precision	mm	0,03
Parallelism and squareness over 31.5 inches of machine structure	mm	0,08
Cut perpendicularity (tolerance per 1 inch of thickness)	mm	0,01
FOOTPRINT		
Overall Length	mm	17508
Width	mm	3360
Height	mm	2152
Total weight (excluding auxiliary equipment)	kg	20000
Required Dust Collector		9C
Color	RAL	7040
	RAL	5015
VOLTAGE REQUIRED (**):	V Triphase	Upon Request
Frequency	HZ	50 / 60

(*) fiber laser generator, exhaust filter, chiller, 2d machine. (**) available on request